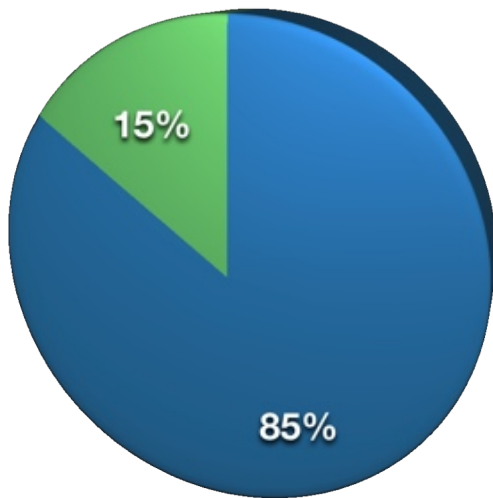


Freshwater Neighbourhood Plan – Questionnaire 2013. – Transport and the Environment.

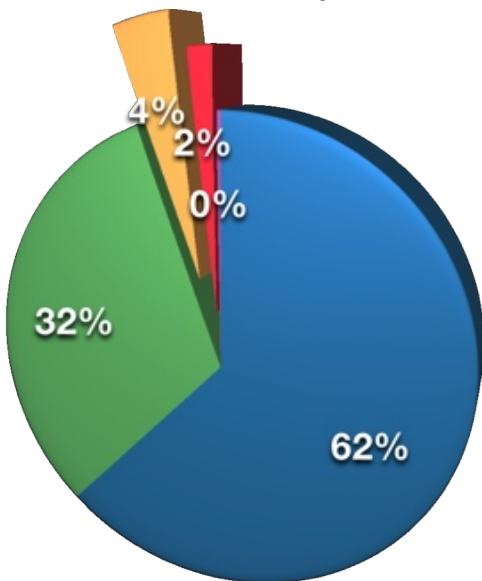
Question 18. Are you living in a household where adults have daytime access to a **vehicle**?

Several replies talked about disability scooters. On the basis that a vehicle requires a licence, we have ignored these but may include them in future questions.



<u>Group</u>	<u>Number</u>	<u>Percentage</u>
YES	= 390	= 85%
NO	= 68	= 15%

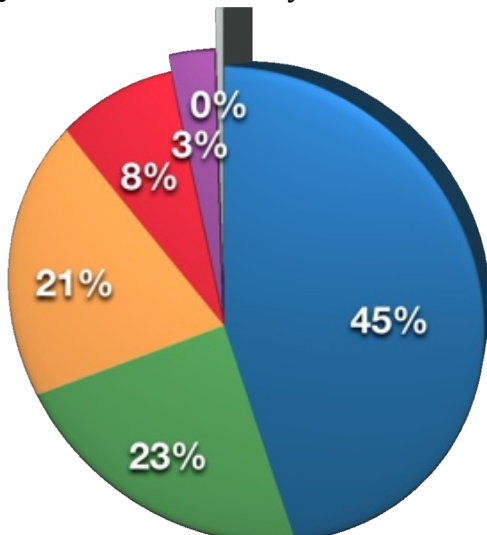
If YES, then how many vehicles ?



<u>Group</u>	<u>Number</u>	<u>Percentage</u>
One vehicle	= 236	= 62%
Two vehicles	= 121	= 32%
Three vehicles	= 14	= 4%
Four vehicles	= 6	= 2%
Five or more	= 1	= 0%

Some people had access via friends and family.

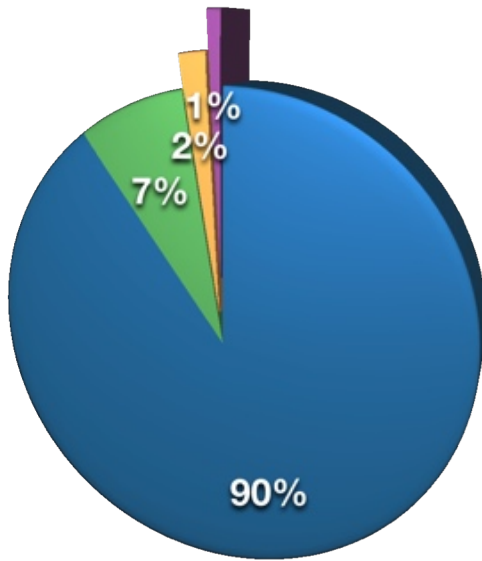
Question 19. What is your main mode of transport ?



<u>Group</u>	<u>Number</u>	<u>Percentage</u>
Private car	= 384	= 45%
Pedestrian	= 195	= 23%
Bus	= 176	= 21%
Bicycle	= 70	= 8%
Taxi	= 25	= 3%
Motorbike	= 4	= 0%

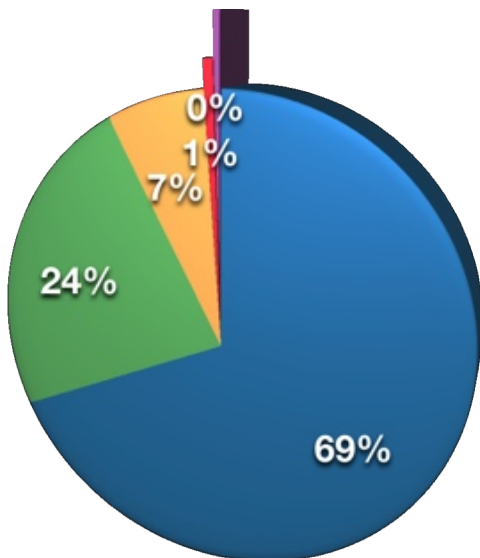
Local Environment

Question 20. How important is countryside protection ?



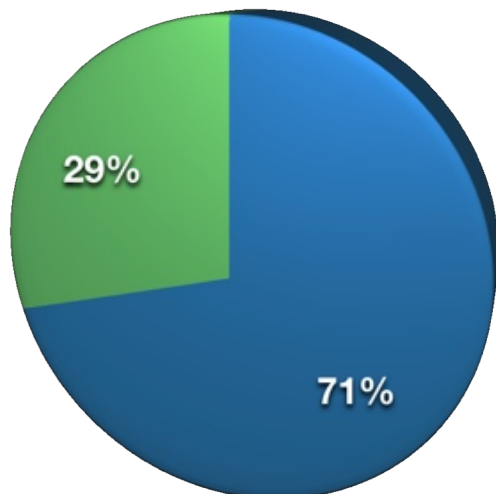
<u>Group</u>	<u>Number</u>	<u>Percentage</u>
Strongly agree =	416	= 90%
Agree =	34	= 7%
Neutral =	8	= 2%
Disagree =	0	= 0%
Strongly disagree =	4	= 1%

Question 21. How important is it to protect and enhance urban areas ?



<u>Group</u>	<u>Number</u>	<u>Percentage</u>
Strongly agree =	313	= 69%
Agree =	107	= 24%
Neutral =	30	= 7%
Disagree =	3	= 1%
Strongly Disagree =	2	= 0%

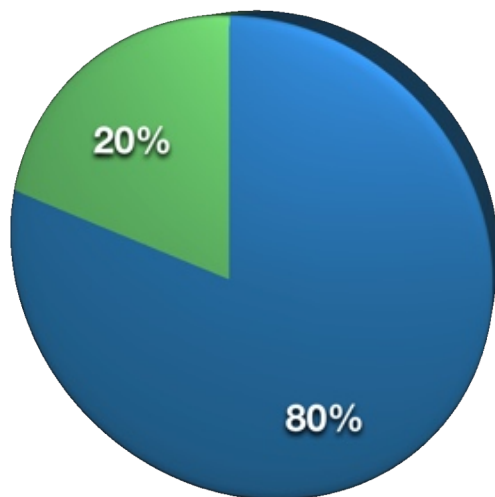
Question 22. Would you support a local renewable energy initiative ?



<u>Group</u>		<u>Number</u>		<u>Percentage</u>
YES	=	295	=	71%
NO	=	121	=	29%

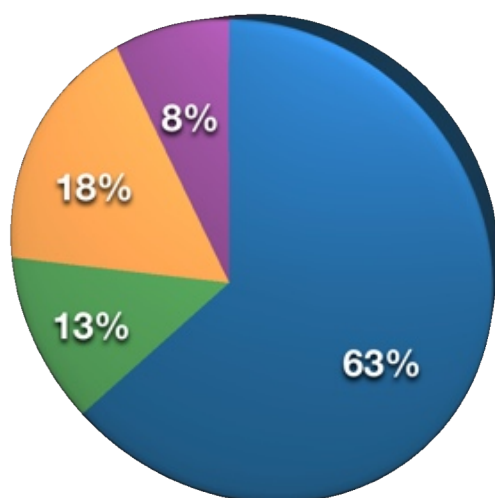
A few people said that they could not answer this question without more details. Other said no if it involved large wind turbines or fracking. Others said yes if it involved tidal currents.

Question 23. Do you think that rural areas are accessible enough ?



<u>Group</u>		<u>Number</u>		<u>Percentage</u>
YES	=	359	=	80%
NO	=	92	=	20%

If NO, please explain how this could be improved.



<u>Group</u>		<u>Number</u>		<u>Percentage</u>
More buses	=	50	=	63%
Better maintenance	=	14	=	18%
Safer cycle	=	10	=	13%
Signs	=	6	=	8%

A lot of people wanted a better bus service along the Newport Road (Middle road). Some would like better cycle access as getting to the rural areas meant going along busy and dangerous roads. Others would like to see the overgrown paths better maintained. Finally others wanted clearer signs, especially in the Afton Marsh area, possibly route maps on sign posts.