

Freshwater Neighbourhood Plan – Questionnaire 2013. – Personal.

Firstly a big thank you to all those people that completed the questionnaire and delivered it for analysis.

There were some very broad questions and some very broad answers!

I am not sure that the population of the West Wight could support some of the grander suggestions!

As the information was required for a Planning document, to shape the future of Freshwater, some of the answers were more of a social nature and so have been passed to the Parish Council, who will publish a response in due course.

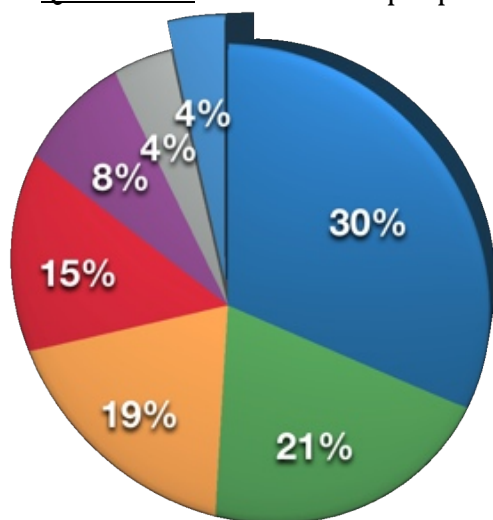
The following is designed to reflect the areas of priority for the respondents and how **planning** can achieve future development without altering in a harmful way the character of the area.

Total replies received = 447

This represents 17.28% of the registered households (2587) listed in the 2011 census.

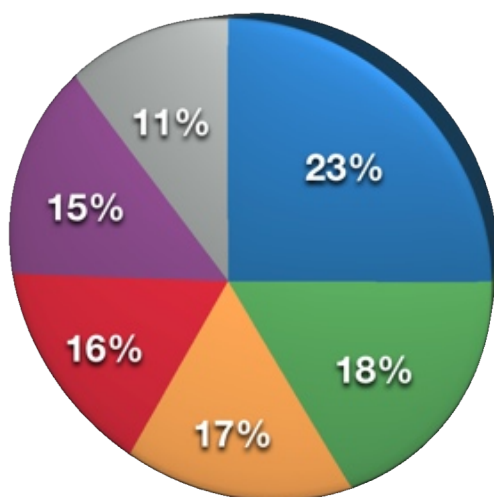
For clarity the numbers have been sorted from greater to smaller.

Question 2. Number of people in household in each age group.



<u>Group</u>	<u>Number</u>	<u>Percentage</u>
Age 65 – 74	= 266	= 30%
Age 75+	= 186	= 21%
Age 55 – 64	= 164	= 19%
Age 35 – 54	= 129	= 15%
Age 0 -15	= 72	= 8%
Age 16 – 24	= 35	= 4%
Age 25 – 34	= 32	= 4%

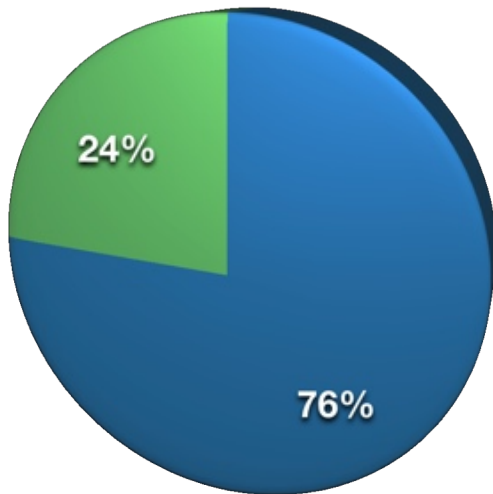
Question 3. How long have you lived in Freshwater?



<u>Group</u>	<u>Number</u>	<u>Percentage</u>
30 years plus =	105	= 23%
0 to 4 yrs =	80	= 18%
10 to 14 yrs =	75	= 17%
5 to 9 yrs =	71	= 16%
20 to 30 yrs =	69	= 15%
15 to 20 yrs =	49	= 11%

Question 3 continued.

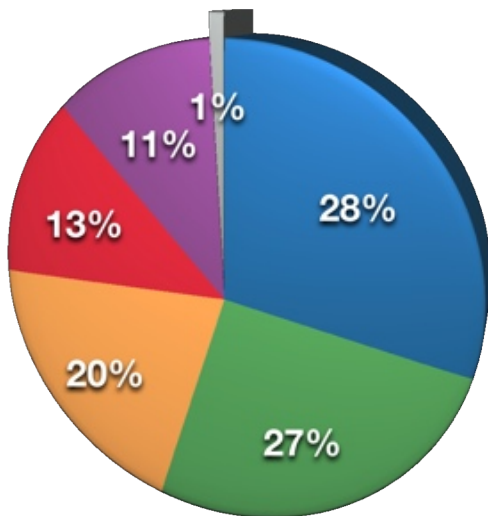
Where have you lived before?



<u>Group</u>		<u>Number</u>		<u>Percentage</u>
Mainland	=	347	=	76%
Island	=	110	=	24%

It should be noted that within the above figures, where people have lived on the mainland and the rest of the world, they are included in the **Mainland** figures. Where people have lived elsewhere on the Island as well as the rest of the world and/or the mainland, they are included in the **Island** number. So there are instances where people have been included into both of the above.

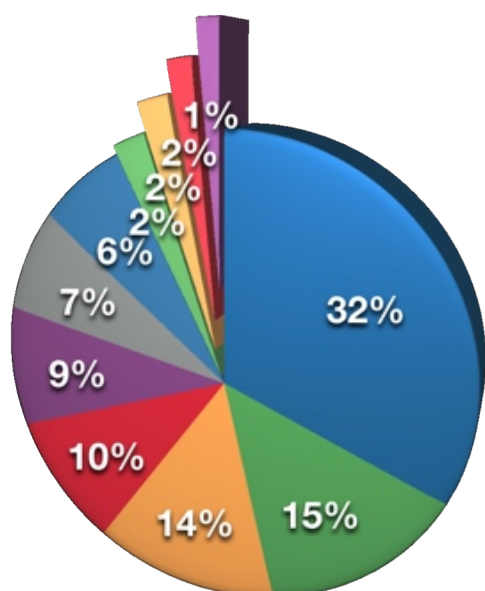
Question 4. How did you come to live in Freshwater?



<u>Group</u>		<u>Number</u>		<u>Percentage</u>
Retirement	=	181	=	28%
Love of countryside	=	169	=	27%
Born/ Came with family	=	129	=	20%
Living Relatives	=	81	=	13%
Work in area	=	70	=	11%
Commutability	=	6	=	1%

In the above figures a number of people marked a number of categories, so for example a lot of people retired to the area because of a love of the countryside.

Question 5. What 3 things do you like best about Freshwater Parish?

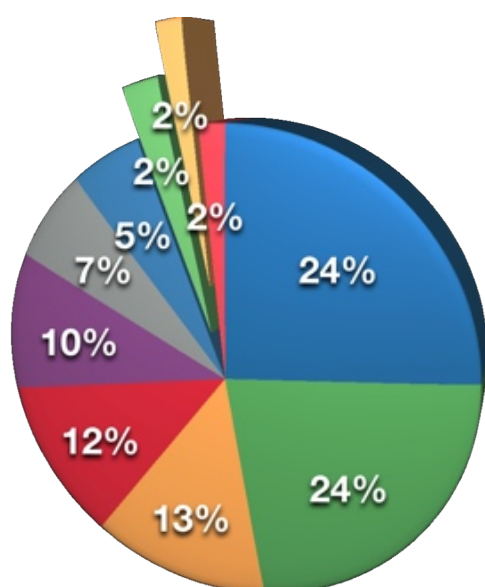


<u>Group</u>	<u>Number</u>	<u>Percentage</u>
Countryside/Coast	= 354	= 32%
Friendly	= 165	= 15%
Village Character	= 152	= 14%
Peaceful	= 110	= 10%
Facilities	= 98	= 9%
Walking	= 82	= 7%
Business/Like Shops	= 72	= 6%
Bus service	= 25	= 2%
Medical Centre	= 23	= 2%
Library	= 18	= 2%
Proximity to ferry	= 16	= 1%

Being such an open question there were a lot of answers that could not be categorised but the dominant likes were the proximity to coast and countryside, the safe and friendly nature of the village as well as enough facilities to satisfy most needs. People liked the FYT bus service and we had a number of people making a point to single out the Library and Medical Centre as **must maintain** facilities. Generally the impression given was one of being happy with Freshwater as a place to live.

Question 6. What 3 things would you like to see improved in Freshwater?

(Please note that questionnaire was to aid the Freshwater Neighbourhood Plan which is a document designed to give direction to future planning within the Parish, so recorded here are elements that can feature within that document. So concerns about dog fouling and a long list of major department stores, has been passed onto the Parish Council.)



<u>Group</u>	<u>Number</u>	<u>Percentage</u>
Shops	= 126	= 24%
Road Improvements	= 125	= 24%
Maintenance	= 70	= 13%
More parking	= 64	= 12%
Bus service	= 53	= 10%
Policing/Station	= 35	= 7%
Tourist Facilities	= 27	= 5%
Repair Bay wall	= 13	= 2%
Bigger Clinic	= 9	= 2%
Better Information	= 9	= 2%

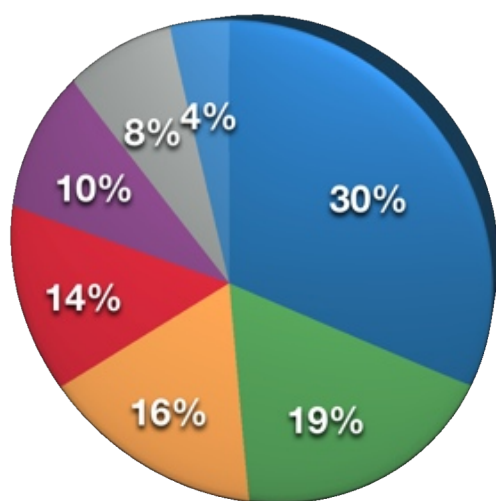
This was a difficult question to separate but in the above, provision of more parking spaces, repairs to the road wall at Freshwater Bay, locally based Police service, tourist centre, larger and more detailed information board at Moa Place and/or Memorial Hall with maps and event information.

Question 6. Comments carried on.

General road and pavement improvements, this included requests for wider pavements within the village, slower speeds, cycle routes and pedestrian areas. Shops covered such items as: locations i.e. fewer but bigger and better, more uniform colours and modernisation. Maintenance here consisted of areas around the stream, street furniture, clearing the Bay prom and beach as well as the general look of the place.

Question 7. What 3 things would you like to see in the Parish, that we don't already have ?

(Please note that this question prompted a lot of responses that were impractical for a village to support, in fact a lot of cities are struggling to support the sort of arts facilities that formed a section of replies! A lot of main shop names also occurred, which in themselves may not be interested, however, there was a suggestion by a few people of "pop-up" shops, i.e. ones with a short term time frame, which could be used to attract the big names with items not available locally. Any volunteers to organise that one?)



<u>Group</u>	<u>Number</u>	<u>Percentage</u>
Good Restaurant	= 24	= 30%
Central Post Office	= 15	= 19%
Secondary School	= 13	= 16%
Building Society	= 11	= 14%
Outdoor Village Centre	= 8	= 10%
Small Business Centre	= 6	= 8%
More footpaths	= 3	= 4%

Again, this was a very open question and the replies reflected this. The above selection is based on likely Planning requirements. Many people were concerned at the loss of Banks and the past loss of the Building Societies, so wanted generally more financial choice. To bring in more wealth it was also suggested that a more upmarket restaurant plus possibly a Hotel be established with either sea or river or down-land views. More employment opportunities was a regular theme and it was suggested that as well as Golden Hill Business Park, a centre for small industrial units (the size of a double garage) would be a good idea as both a centre for artisans and starter businesses. Better footpath links to take people clear of the roads. More cohesive schooling with a suggestion of a small specialist secondary school, possibly linked to employment opportunities available in the area. A defined village centre rather than a ribbon development of shops. Finally a return of the central Post Office with possibly a shop front that offered later opening, so that internet purchased items can be collected directly. (as such the suggestion is in the current open shops at Moa Place, so that parking is available).